


# Switches



## LTC003002\*A00

Type	LTCS 300 or LTCH 300
Number of Poles	2 NO
Mounting Position	Horizontal - Vertical
Control Voltage Rating [V <sub>dc</sub> ]	12 ÷ 220
Auxiliary Contact Blocks	Max 4 x (1 NO + 1 NC or 2 NO)
Block Type*	SL
Arc chute Material	Polyester Resin - Ceramic
Contact Tips Material*	S6

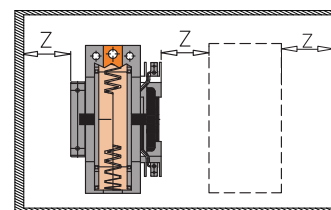
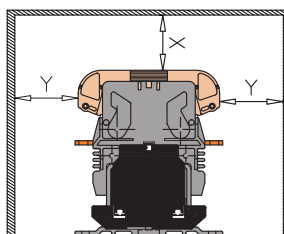
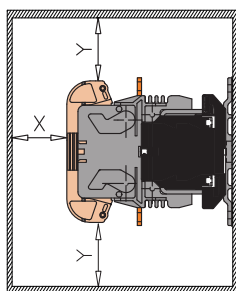
\* For details please refer to dedicated technical note

### Description

Contactor with double interruption in air, electromagnetic control by full power coil. Single state functioning.  
Reference standard IEC 60077.

Electrical Characteristics				
Rated Operational Voltage [V <sub>ac</sub> / V <sub>dc</sub> ]	1500			
Max Operational Voltage [V <sub>ac</sub> / V <sub>dc</sub> ]	2000			
Rated Insulation Voltage [V]	2000			
	Series Connected		Parallel Connected	
Arc chute Type	Polyester Resin	Ceramic	Polyester Resin	Ceramic
Conventional Free Air Thermal Current [A] at 75°C	240	240	–	–
DC-Rated Operational Current (τ=15ms) [A]				
1500V	120	180	–	–
750V	250	360	–	–
DC-Maximum Breaking Capacity (τ=15ms) [kW]				
1500V	240	300	–	–
750V	500	600	–	–
AC-Maximum Breaking Capacity (cosφ=0,8; 50Hz) [kW]				
1500V	300	320	–	–
750V	660	720	–	–
Short Circuit Withstand Capacity for 5ms [kA]	4	4	–	–
Critical Current Range [A]	DC reverse current	DC reverse current	–	–
Fault Making Capacity [kA]	2.4	2.4	–	–
Component Category / Operational Frequency Class	A2 / C3			
Blow Out Circuit Type	Permanent Magnet			

Minimum Clearances  
from metal parts [mm]  
X = 120; Y = 120 ; Z = 30



# Switches

LTC003002\*A00

## Mechanical Characteristics

Mechanical Endurance (cycles)	2x10 <sup>6</sup>
Shock and Vibrations (IEC61373)	Cat.1 - Class B
Weight [kg]	3.25

## Control Circuit

Control Voltage Range	0.7U <sub>c</sub> ÷ 1.25U <sub>c</sub>
Power Consumption (U <sub>c</sub> and T = 20°C) at Pick Up - when Holding [W]	35 - 35
Mechanical Operation Time (U <sub>c</sub> and T = 20°C) when Closing - Opening [ms]	55 - 25
Time Constant (L/R) at Pick Up - when Holding [ms]	25 - 85
Electrical Connections	Fast-On 6.35x0.8mm

## Auxiliary Contacts

Tips material	Solid Silver (Gold plating opt)
Rated Operational Voltage [V <sub>ac</sub> / V <sub>dc</sub> ]	250
Rated Current [A]	10
Minimum Switching Current at 16V <sub>dc</sub> [mA]	20
Electrical Connections	Fast-On 6.35x0.8mm - Screw M4

## Environmental Conditions

Stock Temperature Range	-50°C ÷ +85°C
Operational Temperature Range	-40°C ÷ +75°C
Pollution Degree - Overvoltage Category (EN 50124-1)	PD3 / OV3
Max Altitude without Performance Derating [m]	1500

